



2024 Product Catalog



Visit our
Website



GATOR KENNELS
Manufacturer of Commercial Dog Kennels

About Gator Kennels

Gator Kennels is one of the leading dog kennel manufacturers - producing the most stylish custom dog kennels in the United States! We build all of our kennels to order to ensure that each animal has the proper amount of space and all of its needs are met.

Purchase your dog kennels and kennel supplies directly from the manufacturer for the best quality and customer service.

Materials

One thing that sets us apart from other kennel manufacturers are the materials that we use. By using materials that do not rot, rust, or absorb water; we ensure your investment will last as long as possible.



Nonflammable - will not continue to burn when source of flame is removed.

● UL 94v0



The product is nonflammable and will not continue to burn after ignition without an external fire source.



Water / Urine resistant - Will not absorb water/urine.



Mold / Microbe resistant - The materials are FDA approved for use in the food industry due to their natural anti-microbial properties.



No Silicone - We do not use silicone simply because it does not last. It dries out over time. If ingested by cats or dogs, a trip to the veterinarian is required.



No lead or other heavy-metals - no dangerous metal coatings the dogs can ingest. Materials sourced in the USA and guaranteed to be free from harmful heavy metals.



Recyclable - The kennel structure is made from 35% post-industrial recycled materials. Most of the kennel structure is recyclable (Aluminum and HDPE).



Sourced and manufactured in the USA - The materials are sourced from U.S. manufacturers and assembly performed in the USA.

Kennels

We can create full kennel systems to fill your facility with rows of kennels - kennels back-to-back or kennels surrounding a play-area. You can also use our kennel components to attach the kennels to your existing walls - saving money and space! Finally, if you have walls already in-place, use our gates to complete your kennel system.

Check out some layout ideas here:



Kennel Layouts

Freestanding
Kennels



Kennels
Attached to
Existing Walls



Kennel
Gates Only





Custom Dog Kennels

Our kennels are sold by the component, so you only pay for the parts or pieces that you need. The kennels can attach to each other - saving you pieces, space, and money!

We only use quality material to ensure the kennels will last a lifetime. Incorporating our low maintenance, high quality, and professional kennels into your facility; it allows you to focus on your customers, guests, and patients.

Let us help you with your layout - or check out our website for some of the common layouts we see often!

Kennel Post Kit

- The kennel posts are the backbone of the kennels
- Gates and panels can be easily attached to the post to create the kennel layout of your choice!
- They are made from Anodized Aluminum which will not rust and is easy to clean!

Post measures: 5" x 5" x 72" tall.

Post-kit ships with the foot, skirt, cap and concrete anchors.



\$150.00 each




Wall Bracket

- Utilize your existing walls as part of the kennel and save money!
- Use this wall bracket at the back of the kennel to attach panels to your wall or at the front of the kennel to attach a gate.

Wall bracket measures: 2½" x 2½" x 7½" tall.

\$40.00 each



Dog Kennel Panels

Attach this panel to a kennel post to create a side or back to your dog kennel or kennel run. Each panel is solid $\frac{1}{2}$ -inch thick HDPE Plastic. The solid panel reduces fence-fighting since the dogs cannot see each other. Also reduces cross-contamination as the dogs cannot nose each other through the fence. Pre-drilled holes and inserted nuts means you have less hardware to assemble.

Panel Features:

- $\frac{1}{2}$ " thick HDPE Plastic.
- Panel has rubber gasket to seal to the floor.
- Lower 4' is solid to reduce fence-fighting.
- Upper 2' can be slotted for ventilation (costs additional \$25.00/panel).



Available Sizes And Starting Prices:

- 1ft wide x 6ft tall: **\$ 90**
- 2ft wide x 6ft tall: **\$190**
- 3ft wide x 6ft tall: **\$265**
- 4ft wide x 6ft tall: **\$290**
- 5ft wide x 6ft tall: **\$315**
- 6ft wide x 6ft tall: **\$340**



For color options, visit our website

Custom colors possible with orders over certain sizes and longer lead-times.

Kennel Gates and Doors

The gate/door is where everything happens in a kennel! That is why Gator Kennels gates are designed to take the abuse, are easy to clean, and have useful features built in! These dog kennel gates are constructed from rugged $\frac{1}{2}$ " thick HDPE plastic for a durable gate that looks more inviting. Our single piece construction method eliminates the weak-spots that the dogs inevitably find and break.



Kennel Gates

Slotted gates allow more ventilation than the glass doors.

$\frac{1}{2}$ Slotted Gates:

-Solid bottom portion allows the more timid pups to duck behind and feel safe, while still leaving excellent visibility into the kennels through the top slotted portion.

Full Slotted Gates:

-Allows great visualization in and out of the kennels at all times.

Starting at \$450.00



Half Slotted

Full Slotted

Kennel Doors

Tempered glass doors allow the best visualization into the kennels.


$\frac{1}{2}$ Glass Doors:

-Solid bottom portion allows the more timid pups to duck behind and feel safe, while still leaving excellent visibility into the kennels through the top glass portion.

Full Glass Doors:

Allows great visualization into the kennels at all times.

Starting at \$600.00





Half Glass

Full Glass

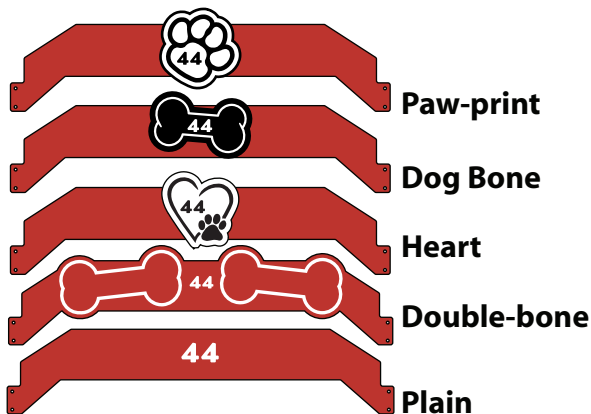
The kennel gate/door is meant for a 36" or 48" wide opening. Other sizes may differ in cost. Contact us for more info.

Kennel Gates and Doors - Standard Features

- Clip-board clip - to keep track of the critter's needs.
- Secure gate-latch - includes a secondary lock for even more security.
- Gates swing either direction and can be switched if you remodel or change your mind!
- Single Paw Print or Running Paw Prints



The piece above the gates is called the header. Five designs for you to choose from:



This is a great place to add the kennel numbering (at no extra charge) to make identification easy. You can also change the colors of the paw-print, dog bone, and heart number tags!

Email us or visit our website for stock colors

Holes in Latches

We added these holes in the latches for those smart pups that learn how to open the latch lock!



Open Latch

Closed Latch

The holes line up where you can add a carabiner or a combination lock for an extra secure kennel!

Locked Latch

Kennel Gate Upgrades

With Gator Kennels you can truly make the gates yours! You can choose to add upgrades to your gates such as custom logos/designs and fast feeders.

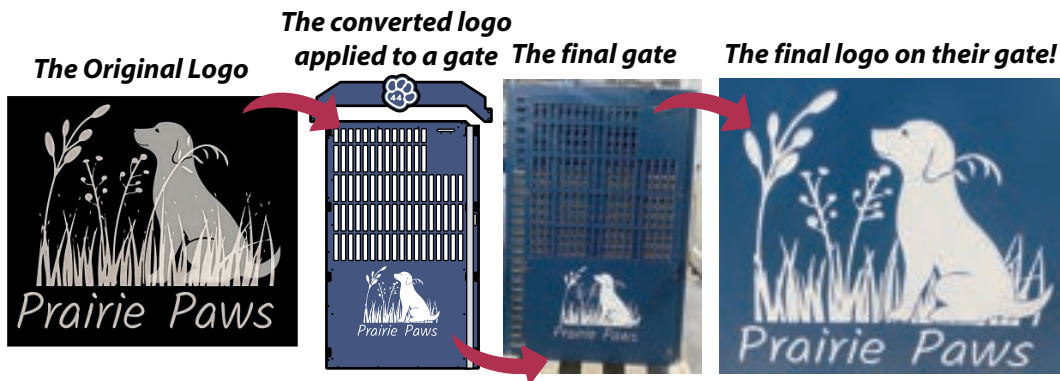
Your gates can be as unique as you wish!

Custom Logo/Design:

Customize your gates with your custom logo! The design is engraved into each gate for a permanent design that will not fade, scratch or wash off!

We only charge a one-time project total of \$75 to draw up your logo! And we keep your logo/design on-file, so if you come back for more gates, you do not need to pay the fee a second time!

\$75/project



Send us your logo or design in any file format: ai, pdf, jpg, png, and we will convert it into our gate software so we can see what it might look like on a gate! We will send you renderings of what your gates will look like before we build anything.

Fast Feeder Systems:

Upgrade your gates with fast feeder systems! We do not make a system of our own, however, we have some great recommendations and we will cut the proper sized holes for you for free!

Fast feeder systems must be bought from the company directly, prices may vary



Kennel Add-Ons

Organizing your kennel facility is important. Gator Kennels helps you stay organized with accessory products like clip-boards, kennel numbers, transfer gates and more!

Transfer Gate

- Transfer gates keeps dogs from entering or exiting the kennel.
- They help seal the opening from weather.
- The rails allow the gate to slide easily without the need for lubrication!
- Unlike other gates made from metal, ours will not bind, collect hair, or rust!
- 1/2" thick door made from HDPE Plastic with 3/4" anodized aluminum slide-rails.

Note: -Color choice is for the gate only, NOT the rails. The slide rails (included) are always natural silver aluminum color.
-Rope/Cable is NOT included (as we do not know how much you will need for your project).
-Anchors or bolts to attach the rails are NOT included (as we do not know the exact construction of your walls to provide the appropriate anchor).



Starting at \$75.00

Include 2 Pulleys for additional \$14


Kennel Lid

- These lids keep the clever dogs and jumpers from escaping.
- Constructed from the same material as the kennel gate, the lid lets light and ventilation through while keeping the dogs contained.

Starting at \$300

Available Sizes:

- 3ft x 4ft & 4ft x 4ft: \$300.00
- 3ft x 5ft & 4ft x 5ft: \$330.00
- 3ft x 6ft & 4ft x 6ft: \$360.00



Kennel Post Replacement Parts

Our kennels use posts as the backbone of the structure.

If you have parts of the post-kit that wear-out, you don't have to buy the entire kit - just pick out the component that you need:

Concrete Anchors

Concrete sleeve-anchor with nut and washer.

Features:

- 3/8 Diameter x 3 inch length.
- Full-length sleeve for fast-engagement.
- Stainless Steel.

\$2.00



Post Foot

Give your kennel posts a good placement on your floor with this post foot. All-plastic construction to eliminate rust. Easy post alignment with the vertical tabs.

\$8.00



Post Skirt

Built from a new blend of plastics - this dust-cover is more chemical-resistant than ever! Keep the dog hair from gathering around the hardware at the bottom of the post.

\$5.00



Post Cap

This rigid Cap covers the top of the post to keep dog hair from entering the post.

\$3.50

Kennel Gate Replacement Parts

The gate is where everything happens in a kennel! That is why our gates are designed to take the abuse - but dogs will be dogs and sometimes things wear out.

If you have parts of the Kennel Gate that wear-out, you don't have to buy the entire gate - just pick out the component that you need:



Latch-lock

Some dogs have learned how to activate the latch. This lock keeps them from lifting the latch.

\$7.50



Eyebolt

Part of our gate-latch and hinge that the gate drops into. Includes a nut to keep everything tight. (Stainless Steel)

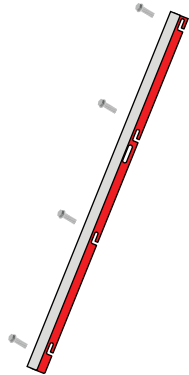
\$1.00



Latch-kit

This is everything you need to completely replace the gate-latch. Includes the plastic piece, two straps and is pre-assembled - ready to bolt to your gate!

\$50.00



Clipboard clip

It is nice to keep track of the boarding cards, medical paperwork, etc right on the kennel. This clip keeps everything handy.

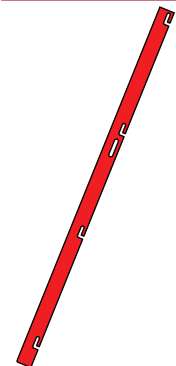
\$2.50



Latch

Most of the time, it's just the plastic part of the latch that wears out. Instead of buying the whole kit, just buy the plastic piece here.

\$20.00



Pulley

Great for use with our transfer gate dog doors, this pulley-block can be mounted to your wall or ceiling. Use rope or cable to lift the gate. Galvanized finish. Use up to 5/16 rope or cable.

\$7.50





Dog Kennel Assembly Instructions



Manufacturer of Commercial Dog Kennels
970-622-8885 | www.gatorkennels.com

Assembly Instructions

The basic installation steps are always the same for our Kennels - regardless of your layout. The only difference is the measurements between the posts.

Check our website to find common layouts and the specific dimensions for them. As well as blogs and resources for getting ready for your kennels.

Download the full set of instructions here:



Tools Needed:

- Hammer Drill with 3/8 Masonry bit
- Hammer
- 1/2 inch socket or end-wrench
- 7/16 inch socket or end-wrench
- 3/8 inch socket or end-wrench
- Phillips Screwdriver

If you are attaching to your existing walls - you will need the appropriate anchor(s) to attach the wall-brackets

Some useful items to have are:

- Chalk-line or way to draw straight lines over long distances
- Power-driver or cordless drill with socket-driver bit

Basic Kennel Assembly Directions:

1. Anchor a post-foot in one corner.
2. Measure to the next post.
3. Once you get 4 post-feet in place, you can start to construct the rest of the kennel.
4. Bolt the panels to the posts.
5. Attach the header-piece to the posts.
6. Drop the gate into the eye-bolts you want to act as the hinge.

For detailed instructions visit
www.gatorkennels.com/kennel-assembly-instructions

Gator Kennels are constructed from materials that are naturally anti-microbial and easy to clean. We know the kennels are a big investment so we use materials that are designed to last as long as possible. However, there are still some chemicals and practices that can damage or prematurely age the kennels.

Here are some things to avoid:

- The use of cleansing products containing **Chlorides, Bromides, Iodides, and Thiocyanates** can discolor and prematurely corrode the kennel (specifically the hardware). Some of these chemicals are also harmful to the animals housed in the kennels and if not rinsed correctly, can cause chemical burns!
- Animal hair should be removed. Hair can hold unwanted bacteria, urine, and molds. This increases the smell and promotes disease.
- Do not use steel-wool pads on any surface as you will scratch off any protective finish and possibly damage the kennel itself.

These steps should prolong the life of the kennels:

- Any cleansing agent you do use should be thoroughly rinsed and NOT allowed to 'air-dry'.
- Clean off urine as soon as possible.
- Let the kennels dry between use. This not only helps protect the kennel - but it reduces the potential for bacteria or mold cross-contamination.

We found some of the **best** cleansers to use on the kennels is:

Dawn® Dish soap or Scrubbing Bubbles®!

Professional cleansers such as **Wysiwash®** can be used - just be sure to rinse!

Why we like Dawn® Dish soap:

- **Dawn® dish soap** was developed specifically to break down oils. Dogs secrete oils through their skin - and rub it all over the kennels. The oil tends to attract dirt, hair, and grime. By breaking down these natural oils, the dirt, hair, and grime does not have anything to stick to - allowing for easier cleaning!
- **Dawn® dish soap** is less irritating to skin and eyes than other chemicals

Why we like Scrubbing Bubbles®:

- **Scrubbing Bubbles®** was developed specifically to clean HDPE and aluminum
- The same exact materials our kennels are made from!

Quotes & Ordering



Contact Us

Quoting:

The first step to getting your project started is to contact us so we can build you a quote. You can either call or email us, or even fill out the contact form on our website with the dimensions of your facility, the quantity and size of the kennels, as well as any extra gate features or kennel add-ons. We will draw up a layout that will accompany the quote which will break down each part and piece you will need to complete your project. We love helping to make kennels dream become a reality, so don't hesitate to reach out to us! All of our kennel projects are made to order, please contact us for current lead times.

Payments:

Payments can be made using a credit through our secure website or calling us. You can also mail checks and money orders to us. Please read below for lender suggestions if you do not have your own.

Payment Terms:

Gator Kennels collects sales tax for the state of Colorado. Your state may require additional Sales or Use Taxes on your purchase. Purchasers are responsible for any additional applicable taxes. A \$35 charge will be assessed for returned checks or insufficient funds. Reasonable collection and attorneys fees will be assessed to all accounts placed for collection in addition to the maximum interest allowed by law. Refusal to complete payments voids any warranty.

Kennel Financing:

Feel free to use your own source of financing! Gator Kennels is not a lender but has partnered with the leading finance companies in the marketplace to provide competitive rates across a large spectrum of financial needs. Be sure to tell them Gator Kennels sent you their way!

Centra Funding:

Kevin Anderson

kevin@centrafunding.com

Toll-free: (888) 779-4629 Ext 219

Direct: (772) 559-8193

Gator Kennels is not affiliated in any way with this company. Nor does Gator guarantee this lender can provide the funding you need. This contact is just for discussion and is not a commitment to lend any funds.

Additionally, Gator Kennels is not liable for any terms of any agreement between you and the lender.

You are NOT obligated to use this lender.

Shipping

We have a really good relationship with Fed Ex Freight to help get your kennels to you - no matter where you are in the country.



Fed Ex Freight offers a number of helpful tools to get your kennels to you:

- **Tracking number** - This helps us track your kennels as they head your way.
- **Call before Delivery** - Most of the time you will know the truck is coming; but just to be sure, Fed Ex will call to make sure you are there. This does have a small extra fee.
- **Liftgate at delivery** - This helps lower the kennels off the truck without need of a forklift.

Shipping Details:

- All kennels are shipped via Fed Ex Freight using a 48ft to 53ft semi-tractor trailer.
- The truck will be equipped with a lift-gate to lower the kennels off the truck (included in shipping price).
- If other arrangements need to be made, additional charges may apply and must be scheduled in advance.
- We will contact you before the project ships.
- If the project cannot be shipped for any reason; Gator Kennels will charge a nominal fee (to be determined based on the project size).
- You are still required to pay the balance due on the project by the original ship-date.

"First I want to thank you for your great service.

Fed ex man-"I have never seen anything packaged so great like this ! This was a great job"

Carpenter-" Wow! This is really package great. Have never seen anything come this well packaged"

(when opening the crates)" I have never seen anything so marked to great detail; must be women packaging this for them" LOL

Just wanted to pass on the awesome work you and your team did!!!"

-Renalda B.

Featured Projects

Snazzy Pet Bed & Biscuit

Snazzy Pet Bed & Biscuit decided to upgrade their old wire kennels to Gator Kennels. The half glass doors allow great visualization to the kennels at all times!




Arkgold Golden Retrievers



Arkgold Golden Retrievers in Arkansas ordered Gator Kennels for their facility. They customized their kennels to the max! They have their name on the headers, a different golden retriever on each door, and fast feeder systems on each door!

Featured Projects

Check out more projects here:



Kennel Projects

City of Atlantic Animal Shelter

City of Atlantic Animal Shelter in Iowa had old chain link gates in their facility. These colorful gates make all the difference in their facility! They ordered half glass and half slotted doors and gates. These doors and gates are custom made to fit in between their existing walls. They customized their kennels with their custom logo on each door and gate!



Before Gator Kennels



After Gator Kennels

The Animal Clinic

The Animal Clinic in Texas had old chain link kennels. They updated their facility with full slotted gates! They look amazing and add the perfect pop of color. They customized their gates with fast feeder systems for safe and easy feeding.



Before Gator Kennels



After Gator Kennels

Accessories

We want to help keep your facility running smoothly. That is why we also build some other items that might be useful outside of the kennel. We have also teamed up with some other companies to provide products that are hard to find elsewhere.

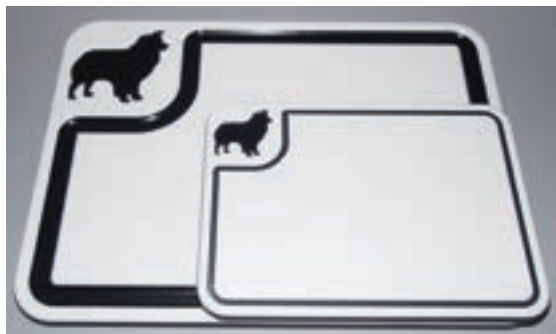
VetBed



Traditionally found in Europe, VetBed is great for whelping pads, exam tables, and used as bedding for dogs! Pick a common size - or buy a whole roll and cut the pieces yourself!

Starting at: \$23.00

Cutting Boards



Show off your love for your favorite breed with these dog-breed themed cutting boards! Pick your favorite dog breed and color. Dish-washer safe - does not dull knives.

Two sizes to choose from.

Small \$10.00

Large: \$15.00

Kennel Numbers



Even if you do not have our kennels, you can still number or otherwise identify your kennels with these HDPE kennel numbers. Waterproof - these can even go outside!

Starting at \$7.50



Check out our full Accessories Catalog:

**Accessory
Catalog**

Common Questions

We get lots of questions on a daily basis.
Here are some of the most common questions with answers!

How do I get a quote?

1. Email us or give us a call!
2. We will go through a list of questions to get you the most accurate quote.
3. Receive your quote within 30 minutes.
4. Call or email us back if there are any changes you need made or any questions you have!

Can I get fast feeders on my gates?

- We no longer make a fast feeder of our own.
- We have some great recommendations for fast feeder brands you can use!
- You will need to order those from that companies website directly.
- Let us know what brand you choose and we will cut the proper sized holes for free!

What should I clean my kennels with?

- We have found the best way to clean your kennels is with Dawn Dish Soap!
 - It breaks down natural oils, whcih dogs naturally secrete through their skin.
- Stay away from any products containing Chlorides, Bromides, Iodides, and Thiocyanates.
 - These cleaning products WILL make the hardware on your kennels rust.
 - If you must use any of these cleaners, be sure to rinse the kennels very well.
 - Do NOT let your kennels 'air-dry' with cleaners on them, they must be rinsed off.

For any other questions, visit our 'Resorces' tab on our website.

You can also give us a call at 970-622-9885 or email us at info@gatorkennels.com



GATOR KENNELS

815 14th St SW

Suite C110

Loveland, CO 80537



Dog Kennels and Kennel Accessories

All prices within this catalog subject to change.

Gator Kennels LLC | 815 14th St SW Suite C110 | Loveland, Colorado 80537

Phone 970-622-9885 | Fax 970-622-9886 | © 2023 Gator Kennels LLC